


**CANVASS OF PRIMARY RUNOFF ELECTION  
REPUBLICAN PARTY**

I, Tom Kelley, the Republican County Chair of Colorado County, Texas served as canvassing agent to canvass the Republican Primary Runoff Election of May 26, 2026. I certify that the figures on the preceding pages correspond with the figures on the returns.

Witness my hand this 2nd day of June 2026.

  
\_\_\_\_\_  
Tom Kelley, County Chair

**CANVASS OF PRIMARY ELECTION  
DEMOCRATIC PARTY**

I, Wayne Lefferd, the Democratic County Chair of Colorado County, Texas served as canvassing agent to canvass the Democratic Primary Runoff Election of May 26, 2026. I certify that the figures on the preceding pages correspond with the figures on the returns.

Witness my hand this 2nd day of June 2026.

  
\_\_\_\_\_  
Wayne Lefferd, County Chair

I hereby certify that the Primary Election returns have been duly recorded in the Election Records of Colorado County, Texas.

**Texas Secretary of State**  
**Canvass County Votes Report**  
**2026 DEMOCRATIC PRIMARY RUNOFF ELECTION**  
**May 26, 2026**

COLORADO

Total # of Voters Voted: 216  
Provisional Votes Counted: 0

Votes

LIEUTENANT GOVERNOR

MARCOS ISAIAS VELEZ	DEMOCRATIC	<u>62</u>
VIKKI ANN GOODWIN	DEMOCRATIC	<u>149</u>

I, Rebecca LaCourse COLORADO County Election Administrator do hereby certify the results as shown on the official canvass for 2026 DEMOCRATIC PRIMARY RUNOFF ELECTION

Rebecca LaCourse  
Signature

6/1/26  
Date



**Texas Secretary of State  
 Canvass County Votes Report  
 2026 DEMOCRATIC PRIMARY RUNOFF ELECTION  
 May 26, 2026**

COLORADO

Total # of Voters Voted: 216  
 Provisional Votes Counted: 0

Votes

ATTORNEY GENERAL

JOSEPH SULLIVAN JAWORSKI	DEMOCRATIC	<u>101</u>
NATHAN MATTHEW JOHNSON	DEMOCRATIC	<u>113</u>

I, Rebecca LaCouse, COLORADO County Election Admin do hereby certify the results as shown on the official canvass for 2026 DEMOCRATIC PRIMARY RUNOFF ELECTION

Rebecca LaCouse  
 \_\_\_\_\_  
 Signature

6/1/26  
 \_\_\_\_\_  
 Date



**Texas Secretary of State**  
**Canvass County Votes Report**  
**2026 DEMOCRATIC PRIMARY RUNOFF ELECTION**  
**May 26, 2026**

COLORADO

Total # of Voters Voted: 216  
Provisional Votes Counted: 0

Votes

JUSTICE, 14TH COURT OF APPEALS DISTRICT, PLACE 7

WILLIAM PIERATT DEMOND	DEMOCRATIC	<u>99</u>
MICHAEL JOSEPH JOACHIM ADAMS-HURTA	DEMOCRATIC	<u>105</u>

I, Rebecka LaCourse, COLORADO County Election Admin do hereby certify the results as shown on the official canvass for 2026 DEMOCRATIC PRIMARY RUNOFF ELECTION

Rebecka LaCourse  
Signature

6/1/26  
Date



**Texas Secretary of State**  
**Canvass County Votes Report**  
**2026 REPUBLICAN PRIMARY RUNOFF ELECTION**  
**May 26, 2026**

COLORADO

Total # of Voters Voted: 2189  
Provisional Votes Counted: 0

Votes

U. S. SENATOR

JOHN CORNYN	REPUBLICAN	<u>613</u>
WARREN KENNETH PAXTON, JR	REPUBLICAN	<u>1571</u>

I, Rebecca Lucase, COLORADO County Election Admin do hereby certify the results as shown on the official canvass for 2026 REPUBLICAN PRIMARY RUNOFF ELECTION

Rebecca Lucase  
Signature

6/1/26  
Date



**Texas Secretary of State  
Canvass County Votes Report  
2026 REPUBLICAN PRIMARY RUNOFF ELECTION  
May 26, 2026**

COLORADO

Total # of Voters Voted: 2189  
Provisional Votes Counted: 0

Votes

ATTORNEY GENERAL

DAVID MAYES MIDDLETON, II	REPUBLICAN	<u>1279</u>
CHARLES EUGENE ROY	REPUBLICAN	<u>878</u>

I, Rebecca LaCourse, COLORADO County Election Admin do hereby certify the results as shown on the official canvass for 2026 REPUBLICAN PRIMARY RUNOFF ELECTION

Rebecca LaCourse  
Signature

6/1/26  
Date



**Texas Secretary of State  
 Canvass County Votes Report  
 2026 REPUBLICAN PRIMARY RUNOFF ELECTION  
 May 26, 2026**

COLORADO

Total # of Voters Voted: 2189  
 Provisional Votes Counted: 0

Votes

RAILROAD COMMISSIONER

JAMES WRIGHT	REPUBLICAN	<u>1066</u>
RICHARD WEST FRENCH	REPUBLICAN	<u>970</u>

I, Rebecca LaCasse, COLORADO County Election Admin do hereby certify the results as shown on the official canvass for 2026 REPUBLICAN PRIMARY RUNOFF ELECTION

Rebecca LaCasse  
 \_\_\_\_\_  
 Signature

6/1/26  
 \_\_\_\_\_  
 Date



**Texas Secretary of State  
 Canvass County Votes Report  
 2026 REPUBLICAN PRIMARY RUNOFF ELECTION  
 May 26, 2026**

COLORADO

Total # of Voters Voted: 2189  
 Provisional Votes Counted: 0

Votes

JUDGE, COURT OF CRIMINAL APPEALS PLACE 3

ALISON FOX DAHLBERG	REPUBLICAN	<u>817</u>
THOMAS COLE SMITH	REPUBLICAN	<u>1002</u>

I, Rebecca LaCasse, COLORADO County Election Admin do hereby certify the results as shown on the official canvass for 2026 REPUBLICAN PRIMARY RUNOFF ELECTION

Rebecca LaCasse  
 Signature

6/1/26  
 Date



**Texas Secretary of State**  
**Canvass County Votes Report**  
**2026 REPUBLICAN PRIMARY RUNOFF ELECTION**  
**May 26, 2026**

COLORADO

Total # of Voters Voted: 2189  
 Provisional Votes Counted: 0

Votes

JUSTICE, 1ST COURT OF APPEALS DISTRICT, PLACE 3

TODD MAAS FRANKFORT	REPUBLICAN	<u>936</u>
ZACHARY CURTIS GIBSON	REPUBLICAN	<u>803</u>

I, Rebekah LaRose, COLORADO County Election Admin do hereby certify the results as shown on the official canvass for 2026 REPUBLICAN PRIMARY RUNOFF ELECTION

Rebekah LaRose  
 Signature

6/1/26  
 Date




## Election Reconciliation - Official Totals

County Colorado Election Name JOINT Primary Runoff  
 Registered Voters 14,591 Election Date 05/26/2026

1. Voters <small>(from election rosters and lists)</small>		2. Rejected ballots		3. Counted ballots <small>(from tabulation software)</small>	
A. Early voting in person voters	1328			I. Early voting ballots counted	1328
B. Election day in person voters	921			J. Election day ballots counted	921
C. Mail ballot voters	212	F. Mail ballots rejected	58	K. Mail ballots counted	154
D. Provisional ballots submitted	7	G. Provisional ballots rejected	5	L. Provisional ballots counted	2
E. Total voters (A+B+C+D)	2468	H. Total ballots rejected (F+G)	63	M. Total ballots counted (I+J+K+L)	2405

4. Comparison of voters and counted ballots	
N. Difference between voters and ballots (E-H-M) _____	O. Difference as percentage of voters (N÷(E-H)*100) _____ %
P. Explanation for difference, if any	All provisionals cast where counted on election night and included in unofficial results.

5. Attestation		
Q. "I certify that the information contained in this document accurately reflects the official reconciliation of votes and voters from the above stated election"		
 _____ Presiding judge signature	James M. Billings _____ Print name Tatyse Gardner	6/01/2026 _____ Date

6. Mail ballots	
R. Mail ballots sent	212
S. Mail ballots not returned by voter	211 58
T. Mail ballots surrendered	2

7. Provisional ballots	
U. Provisional ballots deemed incomplete	0

## RECONCILIATION OF TOTAL VOTES CAST AT EACH POLLING LOCATION

**Date and Nature of Election:** JOINT Primary Runoff Election (May 26, 2026)

**County/Political Subdivision:** Colorado County

I, the general custodian of election records for the JOINT Primary Runoff  
election, hereby certify the following reconciliation of voters who were accepted to vote and  
votes cast at each polling place in this election. The results of that reconciliation process are  
attached to this form in the table provided in **Attachment A**. The discrepancies (if any), and the  
reason for those discrepancies, are addressed in **Attachment B**. This reconciliation was  
completed on 06 / 01 / 2026.  
(date)

Rebecka LaCourse  
General Custodian of Election Records



06 / 01 / 2026  
Date



**ATTACHMENT B**

**Polling Location:** Early Voting Main

**Discrepancy:** Limited Ballots

**Reason for Discrepancy:** Limited ballots cast were not counted as a signature in the pollbook but ballots are counted in the tabulator

**Polling Location:**

**Discrepancy:**

**Reason for Discrepancy:**

Summary Results Report  
 JOINT Primary Runoff  
 May 26, 2026

Official Re  
 Colorado Co

**Statistics**

	TOTAL	Absentee	Early Voting	Election Day
Election Day Precincts Reporting	11 of 11	0	0	11
Precincts Complete	0 of 11	0	0	0
Precincts Partially Reported	11 of 11	0	0	11
Absentee/ Early Precincts Reporting	11 of 11	11	11	0
Registered Voters - Total	14,591			
Registered Voters - Republican Party	0			
Registered Voters - Democratic Party	0			
Registered Voters - NONPARTISAN	14,591			
Ballots Cast - Total	2,405	154	1,328	923
Ballots Cast - Republican Party	2,189	102	1,227	860
Ballots Cast - Democratic Party	216	52	101	63
Ballots Cast - NONPARTISAN	0	0	0	0
Ballots Cast - Blank	3	0	0	3
Voter Turnout - Total	16.48%			
Voter Turnout - Republican Party	0.00%			
Voter Turnout - Democratic Party	0.00%			
Voter Turnout - NONPARTISAN	0.00%			

**REP US Senator**


Vote For 1

	TOTAL	VOTE %	Absentee	Early Voting	Election Day
Ken Paxton	1,571	71.77%	40	901	630
John Cornyn	613	28.00%	62	323	228
<b>Total Votes Cast</b>	<b>2,184</b>	<b>99.77%</b>	<b>102</b>	<b>1,224</b>	<b>858</b>
Overvotes	0	0.00%	0	0	0
Undervotes	5	0.23%	0	3	2
Contest Totals	2,189	100.00%	102	1,227	860
Precincts Reporting	11 of 11				

**REP Attorney General**

Vote For 1

	TOTAL	VOTE %	Absentee	Early Voting	Election Day
Mayes Middleton	1,279	58.43%	63	734	482
Chip Roy	878	40.11%	39	480	359
<b>Total Votes Cast</b>	<b>2,157</b>	<b>98.54%</b>	<b>102</b>	<b>1,214</b>	<b>841</b>
Overvotes	0	0.00%	0	0	0
Undervotes	32	1.46%	0	13	19
Contest Totals	2,189	100.00%	102	1,227	860
Precincts Reporting	11 of 11				



Summary Results Report  
 JOINT Primary Runoff  
 May 26, 2026

Official Re  
 Colorado Co

**REP Railroad Commissioner**

Vote For 1

	TOTAL	VOTE %	Absentee	Early Voting	Election Day
Jim Wright	1,066	48.70%	70	587	409
Bo French	970	44.31%	32	564	374
<b>Total Votes Cast</b>	<b>2,036</b>	<b>93.01%</b>	<b>102</b>	<b>1,151</b>	<b>783</b>
Overvotes	0	0.00%	0	0	0
Undervotes	153	6.99%	0	76	77
Contest Totals	2,189	100.00%	102	1,227	860
Precincts Reporting	11 of 11				

**REP Judge, Ct of Crim App, PI 3**

Vote For 1

	TOTAL	VOTE %	Absentee	Early Voting	Election Day
Alison Fox	817	37.32%	45	448	324
Thomas Smith	1,002	45.77%	43	586	373
<b>Total Votes Cast</b>	<b>1,819</b>	<b>83.10%</b>	<b>88</b>	<b>1,034</b>	<b>697</b>
Overvotes	0	0.00%	0	0	0
Undervotes	370	16.90%	14	193	163
Contest Totals	2,189	100.00%	102	1,227	860
Precincts Reporting	11 of 11				

**REP Justice, 1st Ct of App Dist, PI 3**

Vote For 1

	TOTAL	VOTE %	Absentee	Early Voting	Election Day
Todd Frankfort	936	42.76%	46	541	349
Zach Gibson	803	36.68%	43	446	314
<b>Total Votes Cast</b>	<b>1,739</b>	<b>79.44%</b>	<b>89</b>	<b>987</b>	<b>663</b>
Overvotes	0	0.00%	0	0	0
Undervotes	450	20.56%	13	240	197
Contest Totals	2,189	100.00%	102	1,227	860
Precincts Reporting	11 of 11				

**DEM Lieutenant Governor**

Vote For 1

	TOTAL	VOTE %	Absentee	Early Voting	Election Day
Marcos Isaias Velez	62	28.70%	17	28	17
Vikki Goodwin	149	68.98%	35	70	44
<b>Total Votes Cast</b>	<b>211</b>	<b>97.69%</b>	<b>52</b>	<b>98</b>	<b>61</b>
Overvotes	0	0.00%	0	0	0
Undervotes	5	2.31%	0	3	2
Contest Totals	216	100.00%	52	101	63
Precincts Reporting	11 of 11				

Summary Results Report  
 JOINT Primary Runoff  
 May 26, 2026

Official Re  
 Colorado Co

**DEM Attorney General**

Vote For 1

	TOTAL	VOTE %	Absentee	Early Voting	Election Day
Joe Jaworski	101	46.76%	32	42	27
Nathan Johnson	113	52.31%	20	59	34
<b>Total Votes Cast</b>	<b>214</b>	<b>99.07%</b>	<b>52</b>	<b>101</b>	<b>61</b>
Overvotes	0	0.00%	0	0	0
Undervotes	2	0.93%	0	0	2
Contest Totals	216	100.00%	52	101	63
Precincts Reporting	11 of 11				

**DEM Justice, 14th Ct of App Dist, PI 7**

Vote For 1

	TOTAL	VOTE %	Absentee	Early Voting	Election Day
William Demond	99	45.83%	29	40	30
Michael Adams-Hurta	105	48.61%	22	53	30
<b>Total Votes Cast</b>	<b>204</b>	<b>94.44%</b>	<b>51</b>	<b>93</b>	<b>60</b>
Overvotes	0	0.00%	0	0	0
Undervotes	12	5.56%	1	8	3
Contest Totals	216	100.00%	52	101	63
Precincts Reporting	11 of 11				

**101- Columbus/Glidden**

<b>Statistics</b>	TOTAL	Absentee	Early Voting	Election Day
Registered Voters - Total	2,553			
Registered Voters - Republican Party	0			
Registered Voters - Democratic Party	0			
Registered Voters - NONPARTISAN	2,553			
Ballots Cast - Total	363	25	221	117
Ballots Cast - Republican Party	313	19	192	102
Ballots Cast - Democratic Party	50	6	29	15
Ballots Cast - NONPARTISAN	0	0	0	0
Ballots Cast - Blank	1	0	0	1
Voter Turnout - Total	14.22%			
Voter Turnout - Republican Party	0.00%			
Voter Turnout - Democratic Party	0.00%			
Voter Turnout - NONPARTISAN	0.00%			

**REP US Senator**

Vote For 1	TOTAL	Absentee	Early Voting	Election Day
Ken Paxton	217	8	132	77
John Cornyn	96	11	60	25

**REP Attorney General**

Vote For 1	TOTAL	Absentee	Early Voting	Election Day
Mayes Middleton	190	11	117	62
Chip Roy	114	8	71	35

**REP Railroad Commissioner**

Vote For 1	TOTAL	Absentee	Early Voting	Election Day
Jim Wright	173	17	99	57
Bo French	120	2	82	36

**REP Judge, Ct of Crim App, PI 3**

Vote For 1	TOTAL	Absentee	Early Voting	Election Day
Alison Fox	119	12	67	40
Thomas Smith	146	5	97	44

**REP Justice, 1st Ct of App Dist, PI 3**

Vote For 1	TOTAL	Absentee	Early Voting	Election Day
Todd Frankfort	139	13	82	44
Zach Gibson	113	5	72	36

## 101- Columbus/Glidden

---

### DEM Lieutenant Governor

Vote For 1

	TOTAL	Absentee	Early Voting	Election Day
Marcos Isaias Velez	6	0	5	1
Vikki Goodwin	41	6	22	13

### DEM Attorney General

Vote For 1

	TOTAL	Absentee	Early Voting	Election Day
Joe Jaworski	21	3	11	7
Nathan Johnson	28	3	18	7

### DEM Justice, 14th Ct of App Dist, PI 7

Vote For 1

	TOTAL	Absentee	Early Voting	Election Day
William Demond	21	3	12	6
Michael Adams-Hurta	25	3	15	7

**102 - Rock Island**

**Statistics**

	TOTAL	Absentee	Early Voting	Election Day
Registered Voters - Total	348			
Registered Voters - Republican Party	0			
Registered Voters - Democratic Party	0			
Registered Voters - NONPARTISAN	348			
Ballots Cast - Total	66	0	43	23
Ballots Cast - Republican Party	61	0	43	18
Ballots Cast - Democratic Party	5	0	0	5
Ballots Cast - NONPARTISAN	0	0	0	0
Ballots Cast - Blank	0	0	0	0
Voter Turnout - Total	18.97%			
Voter Turnout - Republican Party	0.00%			
Voter Turnout - Democratic Party	0.00%			
Voter Turnout - NONPARTISAN	0.00%			

**REP US Senator**

Vote For 1

	TOTAL	Absentee	Early Voting	Election Day
Ken Paxton	47	0	33	14
John Cornyn	13	0	9	4

**REP Attorney General**

Vote For 1

	TOTAL	Absentee	Early Voting	Election Day
Mayes Middleton	38	0	27	11
Chip Roy	22	0	15	7

**REP Railroad Commissioner**

Vote For 1

	TOTAL	Absentee	Early Voting	Election Day
Jim Wright	20	0	13	7
Bo French	39	0	28	11

**REP Judge, Ct of Crim App, PI 3**

Vote For 1

	TOTAL	Absentee	Early Voting	Election Day
Alison Fox	27	0	18	9
Thomas Smith	27	0	20	7

**REP Justice, 1st Ct of App Dist, PI 3**

Vote For 1

	TOTAL	Absentee	Early Voting	Election Day
Todd Frankfort	26	0	18	8
Zach Gibson	24	0	18	6

## 102 - Rock Island

---

### DEM Lieutenant Governor

Vote For 1

	TOTAL	Absentee	Early Voting	Election Day
Marcos Isaias Velez	2	0	0	2
Vikki Goodwin	3	0	0	3

### DEM Attorney General

Vote For 1

	TOTAL	Absentee	Early Voting	Election Day
Joe Jaworski	1	0	0	1
Nathan Johnson	4	0	0	4

### DEM Justice, 14th Ct of App Dist, PI 7

Vote For 1

	TOTAL	Absentee	Early Voting	Election Day
William Demond	4	0	0	4
Michael Adams-Hurta	1	0	0	1

**103 - Garwood/Nada**

<b>Statistics</b>	TOTAL	Absentee Early Voting Election Day		
Registered Voters - Total	594			
Registered Voters - Republican Party	0			
Registered Voters - Democratic Party	0			
Registered Voters - NONPARTISAN	594			
Ballots Cast - Total	119	6	19	94
Ballots Cast - Republican Party	115	5	19	91
Ballots Cast - Democratic Party	4	1	0	3
Ballots Cast - NONPARTISAN	0	0	0	0
Ballots Cast - Blank	0	0	0	0
Voter Turnout - Total	20.03%			
Voter Turnout - Republican Party	0.00%			
Voter Turnout - Democratic Party	0.00%			
Voter Turnout - NONPARTISAN	0.00%			

**REP US Senator**

Vote For 1	TOTAL	Absentee Early Voting Election Day		
Ken Paxton	92	2	16	74
John Cornyn	23	3	3	17

**REP Attorney General**

Vote For 1	TOTAL	Absentee Early Voting Election Day		
Mayes Middleton	66	4	14	48
Chip Roy	48	1	5	42

**REP Railroad Commissioner**

Vote For 1	TOTAL	Absentee Early Voting Election Day		
Jim Wright	59	4	8	47
Bo French	52	1	11	40

**REP Judge, Ct of Crim App, PI 3**

Vote For 1	TOTAL	Absentee Early Voting Election Day		
Alison Fox	42	1	5	36
Thomas Smith	51	2	13	36

**REP Justice, 1st Ct of App Dist, PI 3**

Vote For 1	TOTAL	Absentee Early Voting Election Day		
Todd Frankfort	51	0	9	42
Zach Gibson	41	3	9	29

## 103 - Garwood/Nada

---

### DEM Lieutenant Governor

Vote For 1

	TOTAL	Absentee	Early Voting	Election Day
Marcos Isaias Velez	2	0	0	2
Vikki Goodwin	2	1	0	1

### DEM Attorney General

Vote For 1

	TOTAL	Absentee	Early Voting	Election Day
Joe Jaworski	4	1	0	3
Nathan Johnson	0	0	0	0

### DEM Justice, 14th Ct of App Dist, PI 7

Vote For 1

	TOTAL	Absentee	Early Voting	Election Day
William Demond	3	0	0	3
Michael Adams-Hurta	0	0	0	0

**201 - Weimar/Oakland**

<b>Statistics</b>	TOTAL	Absentee Early Voting Election Day		
Registered Voters - Total	3,056			
Registered Voters - Republican Party	0			
Registered Voters - Democratic Party	0			
Registered Voters - NONPARTISAN	3,056			
Ballots Cast - Total	563	35	326	202
Ballots Cast - Republican Party	517	18	302	197
Ballots Cast - Democratic Party	46	17	24	5
Ballots Cast - NONPARTISAN	0	0	0	0
Ballots Cast - Blank	0	0	0	0
Voter Turnout - Total	18.42%			
Voter Turnout - Republican Party	0.00%			
Voter Turnout - Democratic Party	0.00%			
Voter Turnout - NONPARTISAN	0.00%			

**REP US Senator**

Vote For 1	TOTAL	Absentee Early Voting Election Day		
Ken Paxton	366	6	217	143
John Cornyn	150	12	85	53

**REP Attorney General**

Vote For 1	TOTAL	Absentee Early Voting Election Day		
Mayes Middleton	302	12	171	119
Chip Roy	205	6	128	71

**REP Railroad Commissioner**

Vote For 1	TOTAL	Absentee Early Voting Election Day		
Jim Wright	263	13	146	104
Bo French	211	5	134	72

**REP Judge, Ct of Crim App, PI 3**

Vote For 1	TOTAL	Absentee Early Voting Election Day		
Alison Fox	214	5	125	84
Thomas Smith	205	12	122	71

**REP Justice, 1st Ct of App Dist, PI 3**

Vote For 1	TOTAL	Absentee Early Voting Election Day		
Todd Frankfort	228	7	143	78
Zach Gibson	183	10	101	72

## 201 - Weimar/Oakland

---

### DEM Lieutenant Governor

Vote For 1

	TOTAL	Absentee	Early Voting	Election Day
Marcos Isaias Velez	12	5	5	2
Vikki Goodwin	34	12	19	3

### DEM Attorney General

Vote For 1

	TOTAL	Absentee	Early Voting	Election Day
Joe Jaworski	22	11	10	1
Nathan Johnson	24	6	14	4

### DEM Justice, 14th Ct of App Dist, PI 7

Vote For 1

	TOTAL	Absentee	Early Voting	Election Day
William Demond	23	9	11	3
Michael Adams-Hurta	21	8	11	2

## 202 - Sheridan

### Statistics

	TOTAL	Absentee	Early Voting	Election Day
Registered Voters - Total	659			
Registered Voters - Republican Party	0			
Registered Voters - Democratic Party	0			
Registered Voters - NONPARTISAN	659			
Ballots Cast - Total	95	7	60	28
Ballots Cast - Republican Party	88	4	56	28
Ballots Cast - Democratic Party	7	3	4	0
Ballots Cast - NONPARTISAN	0	0	0	0
Ballots Cast - Blank	0	0	0	0
Voter Turnout - Total	14.42%			
Voter Turnout - Republican Party	0.00%			
Voter Turnout - Democratic Party	0.00%			
Voter Turnout - NONPARTISAN	0.00%			

### REP US Senator

Vote For 1

	TOTAL	Absentee	Early Voting	Election Day
Ken Paxton	67	1	44	22
John Cornyn	21	3	12	6

### REP Attorney General

Vote For 1

	TOTAL	Absentee	Early Voting	Election Day
Mayes Middleton	57	3	39	15
Chip Roy	30	1	17	12

### REP Railroad Commissioner

Vote For 1

	TOTAL	Absentee	Early Voting	Election Day
Jim Wright	48	3	31	14
Bo French	33	1	20	12

### REP Judge, Ct of Crim App, PI 3

Vote For 1

	TOTAL	Absentee	Early Voting	Election Day
Alison Fox	34	2	22	10
Thomas Smith	42	2	26	14

### REP Justice, 1st Ct of App Dist, PI 3

Vote For 1

	TOTAL	Absentee	Early Voting	Election Day
Todd Frankfort	46	3	31	12
Zach Gibson	26	1	15	10

## 202 - Sheridan

---

### DEM Lieutenant Governor

Vote For 1

	TOTAL	Absentee	Early Voting	Election Day
Marcos Isaias Velez	1	1	0	0
Vikki Goodwin	5	2	3	0

### DEM Attorney General

Vote For 1

	TOTAL	Absentee	Early Voting	Election Day
Joe Jaworski	4	2	2	0
Nathan Johnson	3	1	2	0

### DEM Justice, 14th Ct of App Dist, PI 7

Vote For 1

	TOTAL	Absentee	Early Voting	Election Day
William Demond	2	2	0	0
Michael Adams-Hurta	3	1	2	0

**302 - Frelsburg/Brushy**

<b>Statistics</b>	TOTAL	Absentee	Early Voting	Election Day
Registered Voters - Total	1,252			
Registered Voters - Republican Party	0			
Registered Voters - Democratic Party	0			
Registered Voters - NONPARTISAN	1,252			
Ballots Cast - Total	292	19	132	141
Ballots Cast - Republican Party	279	17	122	140
Ballots Cast - Democratic Party	13	2	10	1
Ballots Cast - NONPARTISAN	0	0	0	0
Ballots Cast - Blank	0	0	0	0
Voter Turnout - Total	23.32%			
Voter Turnout - Republican Party	0.00%			
Voter Turnout - Democratic Party	0.00%			
Voter Turnout - NONPARTISAN	0.00%			

**REP US Senator**

Vote For 1	TOTAL	Absentee	Early Voting	Election Day
Ken Paxton	181	8	85	88
John Cornyn	96	9	35	52

**REP Attorney General**

Vote For 1	TOTAL	Absentee	Early Voting	Election Day
Mayes Middleton	157	11	73	73
Chip Roy	120	6	47	67

**REP Railroad Commissioner**

Vote For 1	TOTAL	Absentee	Early Voting	Election Day
Jim Wright	121	12	55	54
Bo French	137	5	59	73

**REP Judge, Ct of Crim App, PI 3**

Vote For 1	TOTAL	Absentee	Early Voting	Election Day
Alison Fox	98	12	35	51
Thomas Smith	138	5	67	66

**REP Justice, 1st Ct of App Dist, PI 3**

Vote For 1	TOTAL	Absentee	Early Voting	Election Day
Todd Frankfort	111	9	49	53
Zach Gibson	114	8	49	57

**302 - Frelsburg/Brushy**

---

**DEM Lieutenant Governor**

Vote For 1

	TOTAL	Absentee	Early Voting	Election Day
Marcos Isaias Velez	7	2	5	0
Vikki Goodwin	6	0	5	1

**DEM Attorney General**

Vote For 1

	TOTAL	Absentee	Early Voting	Election Day
Joe Jaworski	10	2	7	1
Nathan Johnson	3	0	3	0

**DEM Justice, 14th Ct of App Dist, PI 7**

Vote For 1

	TOTAL	Absentee	Early Voting	Election Day
William Demond	4	1	2	1
Michael Adams-Hurta	9	1	8	0

**303 - Mentz**

<b>Statistics</b>	TOTAL	Absentee Early Voting Election Day		
Registered Voters - Total	638			
Registered Voters - Republican Party	0			
Registered Voters - Democratic Party	0			
Registered Voters - NONPARTISAN	638			
Ballots Cast - Total	154	5	97	52
Ballots Cast - Republican Party	144	4	93	47
Ballots Cast - Democratic Party	10	1	4	5
Ballots Cast - NONPARTISAN	0	0	0	0
Ballots Cast - Blank	0	0	0	0
Voter Turnout - Total	24.14%			
Voter Turnout - Republican Party	0.00%			
Voter Turnout - Democratic Party	0.00%			
Voter Turnout - NONPARTISAN	0.00%			

**REP US Senator**

Vote For 1	TOTAL	Absentee Early Voting Election Day		
Ken Paxton	116	3	71	42
John Cornyn	28	1	22	5

**REP Attorney General**

Vote For 1	TOTAL	Absentee Early Voting Election Day		
Mayes Middleton	86	3	55	28
Chip Roy	58	1	38	19

**REP Railroad Commissioner**

Vote For 1	TOTAL	Absentee Early Voting Election Day		
Jim Wright	64	1	46	17
Bo French	72	3	41	28

**REP Judge, Ct of Crim App, PI 3**

Vote For 1	TOTAL	Absentee Early Voting Election Day		
Alison Fox	49	1	37	11
Thomas Smith	79	2	47	30

**REP Justice, 1st Ct of App Dist, PI 3**

Vote For 1	TOTAL	Absentee Early Voting Election Day		
Todd Frankfort	58	0	39	19
Zach Gibson	60	3	38	19

### 303 - Mentz

---

#### DEM Lieutenant Governor

Vote For 1

	TOTAL	Absentee	Early Voting	Election Day
Marcos Isaias Velez	2	0	1	1
Vikki Goodwin	8	1	3	4

#### DEM Attorney General

Vote For 1

	TOTAL	Absentee	Early Voting	Election Day
Joe Jaworski	6	0	2	4
Nathan Johnson	4	1	2	1

#### DEM Justice, 14th Ct of App Dist, PI 7

Vote For 1

	TOTAL	Absentee	Early Voting	Election Day
William Demond	4	0	0	4
Michael Adams-Hurta	5	1	3	1

**304 - Bernardo**

<b>Statistics</b>	TOTAL	Absentee	Early Voting	Election Day
Registered Voters - Total	575			
Registered Voters - Republican Party	0			
Registered Voters - Democratic Party	0			
Registered Voters - NONPARTISAN	575			
Ballots Cast - Total	123	6	73	44
Ballots Cast - Republican Party	120	6	72	42
Ballots Cast - Democratic Party	3	0	1	2
Ballots Cast - NONPARTISAN	0	0	0	0
Ballots Cast - Blank	0	0	0	0
Voter Turnout - Total	21.39%			
Voter Turnout - Republican Party	0.00%			
Voter Turnout - Democratic Party	0.00%			
Voter Turnout - NONPARTISAN	0.00%			

**REP US Senator**

Vote For 1	TOTAL	Absentee	Early Voting	Election Day
Ken Paxton	96	3	60	33
John Cornyn	24	3	12	9

**REP Attorney General**

Vote For 1	TOTAL	Absentee	Early Voting	Election Day
Mayes Middleton	64	2	44	18
Chip Roy	54	4	27	23

**REP Railroad Commissioner**

Vote For 1	TOTAL	Absentee	Early Voting	Election Day
Jim Wright	55	5	30	20
Bo French	57	1	38	18

**REP Judge, Ct of Crim App, PI 3**

Vote For 1	TOTAL	Absentee	Early Voting	Election Day
Alison Fox	33	1	18	14
Thomas Smith	61	2	40	19

**REP Justice, 1st Ct of App Dist, PI 3**

Vote For 1	TOTAL	Absentee	Early Voting	Election Day
Todd Frankfort	42	3	29	10
Zach Gibson	50	0	27	23

### 304 - Bernardo

---

**DEM Lieutenant Governor**

Vote For 1

	TOTAL	Absentee	Early Voting	Election Day
Marcos Isaias Velez	0	0	0	0
Vikki Goodwin	3	0	1	2

**DEM Attorney General**

Vote For 1

	TOTAL	Absentee	Early Voting	Election Day
Joe Jaworski	1	0	0	1
Nathan Johnson	2	0	1	1

**DEM Justice, 14th Ct of App Dist, PI 7**

Vote For 1

	TOTAL	Absentee	Early Voting	Election Day
William Demond	0	0	0	0
Michael Adams-Hurta	3	0	1	2

**305 - N Columbus/Shaws Bend**

<b>Statistics</b>	TOTAL	Absentee	Early Voting	Election Day
Registered Voters - Total	1,791			
Registered Voters - Republican Party	0			
Registered Voters - Democratic Party	0			
Registered Voters - NONPARTISAN	1,791			
Ballots Cast - Total	314	28	177	109
Ballots Cast - Republican Party	285	21	163	101
Ballots Cast - Democratic Party	29	7	14	8
Ballots Cast - NONPARTISAN	0	0	0	0
Ballots Cast - Blank	2	0	0	2
Voter Turnout - Total	17.53%			
Voter Turnout - Republican Party	0.00%			
Voter Turnout - Democratic Party	0.00%			
Voter Turnout - NONPARTISAN	0.00%			

**REP US Senator**

Vote For 1	TOTAL	Absentee	Early Voting	Election Day
Ken Paxton	193	8	119	66
John Cornyn	91	13	44	34

**REP Attorney General**

Vote For 1	TOTAL	Absentee	Early Voting	Election Day
Mayes Middleton	154	11	94	49
Chip Roy	127	10	68	49

**REP Railroad Commissioner**

Vote For 1	TOTAL	Absentee	Early Voting	Election Day
Jim Wright	128	11	77	40
Bo French	142	10	82	50

**REP Judge, Ct of Crim App, PI 3**

Vote For 1	TOTAL	Absentee	Early Voting	Election Day
Alison Fox	106	9	63	34
Thomas Smith	134	9	80	45

**REP Justice, 1st Ct of App Dist, PI 3**

Vote For 1	TOTAL	Absentee	Early Voting	Election Day
Todd Frankfort	119	7	69	43
Zach Gibson	108	11	66	31

**305 - N Columbus/Shaws Bend**

---

**DEM Lieutenant Governor**

Vote For 1

	TOTAL	Absentee	Early Voting	Election Day
Marcos Isaias Velez	8	2	4	2
Vikki Goodwin	20	5	10	5

**DEM Attorney General**

Vote For 1

	TOTAL	Absentee	Early Voting	Election Day
Joe Jaworski	10	5	3	2
Nathan Johnson	18	2	11	5

**DEM Justice, 14th Ct of App Dist, PI 7**

Vote For 1

	TOTAL	Absentee	Early Voting	Election Day
William Demond	14	4	9	1
Michael Adams-Hurta	14	3	5	6

### 401 - Alleyton/Altair

<b>Statistics</b>	TOTAL	Absentee	Early Voting	Election Day
Registered Voters - Total	551			
Registered Voters - Republican Party	0			
Registered Voters - Democratic Party	0			
Registered Voters - NONPARTISAN	551			
Ballots Cast - Total	72	6	46	20
Ballots Cast - Republican Party	65	2	44	19
Ballots Cast - Democratic Party	7	4	2	1
Ballots Cast - NONPARTISAN	0	0	0	0
Ballots Cast - Blank	0	0	0	0
Voter Turnout - Total	13.07%			
Voter Turnout - Republican Party	0.00%			
Voter Turnout - Democratic Party	0.00%			
Voter Turnout - NONPARTISAN	0.00%			

#### REP US Senator

Vote For 1	TOTAL	Absentee	Early Voting	Election Day
Ken Paxton	51	0	37	14
John Cornyn	14	2	7	5

#### REP Attorney General

Vote For 1	TOTAL	Absentee	Early Voting	Election Day
Mayes Middleton	48	2	32	14
Chip Roy	16	0	12	4

#### REP Railroad Commissioner

Vote For 1	TOTAL	Absentee	Early Voting	Election Day
Jim Wright	27	1	17	9
Bo French	29	1	23	5

#### REP Judge, Ct of Crim App, PI 3

Vote For 1	TOTAL	Absentee	Early Voting	Election Day
Alison Fox	25	2	16	7
Thomas Smith	29	0	23	6

#### REP Justice, 1st Ct of App Dist, PI 3

Vote For 1	TOTAL	Absentee	Early Voting	Election Day
Todd Frankfort	28	2	18	8
Zach Gibson	20	0	16	4

## 401 - Alleyton/Altair

---

### DEM Lieutenant Governor

Vote For 1

	TOTAL	Absentee	Early Voting	Election Day
Marcos Isaias Velez	3	2	1	0
Vikki Goodwin	4	2	1	1

### DEM Attorney General

Vote For 1

	TOTAL	Absentee	Early Voting	Election Day
Joe Jaworski	2	1	1	0
Nathan Johnson	5	3	1	1

### DEM Justice, 14th Ct of App Dist, PI 7

Vote For 1

	TOTAL	Absentee	Early Voting	Election Day
William Demond	5	4	0	1
Michael Adams-Hurta	2	0	2	0

## 402 - Eagle Lake

<b>Statistics</b>	TOTAL	Absentee	Early Voting	Election Day
Registered Voters - Total	2,574			
Registered Voters - Republican Party	0			
Registered Voters - Democratic Party	0			
Registered Voters - NONPARTISAN	2,574			
Ballots Cast - Total	244	17	134	93
Ballots Cast - Republican Party	202	6	121	75
Ballots Cast - Democratic Party	42	11	13	18
Ballots Cast - NONPARTISAN	0	0	0	0
Ballots Cast - Blank	0	0	0	0
Voter Turnout - Total	9.48%			
Voter Turnout - Republican Party	0.00%			
Voter Turnout - Democratic Party	0.00%			
Voter Turnout - NONPARTISAN	0.00%			

### REP US Senator

Vote For 1	TOTAL	Absentee	Early Voting	Election Day
Ken Paxton	145	1	87	57
John Cornyn	57	5	34	18

### REP Attorney General

Vote For 1	TOTAL	Absentee	Early Voting	Election Day
Mayes Middleton	117	4	68	45
Chip Roy	84	2	52	30

### REP Railroad Commissioner

Vote For 1	TOTAL	Absentee	Early Voting	Election Day
Jim Wright	108	3	65	40
Bo French	78	3	46	29

### REP Judge, Ct of Crim App, PI 3

Vote For 1	TOTAL	Absentee	Early Voting	Election Day
Alison Fox	70	0	42	28
Thomas Smith	90	4	51	35

### REP Justice, 1st Ct of App Dist, PI 3

Vote For 1	TOTAL	Absentee	Early Voting	Election Day
Todd Frankfort	88	2	54	32
Zach Gibson	64	2	35	27

## 402 - Eagle Lake

---

### DEM Lieutenant Governor

Vote For 1

	TOTAL	Absentee	Early Voting	Election Day
Marcos Isaias Velez	19	5	7	7
Vikki Goodwin	23	6	6	11

### DEM Attorney General

Vote For 1

	TOTAL	Absentee	Early Voting	Election Day
Joe Jaworski	20	7	6	7
Nathan Johnson	22	4	7	11

### DEM Justice, 14th Ct of App Dist, PI 7

Vote For 1

	TOTAL	Absentee	Early Voting	Election Day
William Demond	19	6	6	7
Michael Adams-Hurta	22	5	6	11

## RECONCILIATION OF TOTAL VOTES CAST AT EACH POLLING LOCATION

Date and Nature of Election: JOINT Primary Runoff Election (May 26, 2026)

County/Political Subdivision: Colorado County

I, the general custodian of election records for the JOINT Primary Runoff election, hereby certify the following reconciliation of voters who were accepted to vote and votes cast at each polling place in this election. The results of that reconciliation process are attached to this form in the table provided in **Attachment A**. The discrepancies (if any), and the reason for those discrepancies, are addressed in **Attachment B**. This reconciliation was completed on 06 / 01 / 2026.  
(date)

Rebecka LaCourse

General Custodian of Election Records

06 / 01 / 2026

Date

**ATTACHMENT A**

Polling Location	Number of Voters Who Voted	Number of Votes Cast
Election Center	368	368
Eagle Lake Community Center	96	96
Weimar City Hall	212	212
Frelsburg VFD	118	118
Nada Community Center	102	102
EV Main	916 <i>← pol book</i>	921 <i>← Tabulator</i>
EV Eagle Lake	136	136
EV Weimar	271	271

**ATTACHMENT B**

**Polling Location:** Early Voting Main

**Discrepancy:** Limited Ballots

**Reason for Discrepancy:** Limited ballots cast were not counted as a signature in the pollbook but ballots are counted in the tabulator

**Polling Location:**

**Discrepancy:**

**Reason for Discrepancy:**

Type of Election JOINT PRIMARY RUNOFF	Precinct No. EV EAGLE LAKE
Date of Election 05/26/26	Authority Conducting Election COLORADO COUNTY

### BALLOT AND SEAL CERTIFICATE

(To be used when ballots are counted at polling place by precinct ballot counter)

We, the undersigned election officials, do hereby certify that all voted ballots were placed in the transfer case to be transferred to the general custodian of election records.

- Total number of voters who voted, as shown on poll list. 137 checked in ✓
- Total number of thrown out ballots. 1 spoiled (reissued)
- Total number of ballots to be counted by precinct ballot counter.  
(Line 1 minus line 2) 136
- Actual number of ballots counted as shown by precinct ballot counter tape. 136
- Total number of ballots placed in transfer case (same as line 1). 136 ✓

List the identification numbers of the precinct ballot counters used in the precinct.

DS 3024340364 \_\_\_\_\_  
\_\_\_\_\_

The serial number of the seal that was used to seal the transfer case was 32068549 & 32068550

Witness my hand this 22<sup>nd</sup> day of May, 20 26.

[Signature] \_\_\_\_\_

Signature of Presiding Judge

Watcher (if any)

[Signature] \_\_\_\_\_

Signature of Election Clerk

Watcher (if any)

#### INSTRUCTIONS:

If there is a difference of more than 3 ballots between line 3 and line 4, the ballots are to be transferred to a central counting station to be counted. DO NOT MAKE OUT THE RETURNS IN THIS CASE. Sign and attach a copy of the tape from the precinct ballot counter to the ballot and seal certificate. Place certificate in the envelope for ballot and seal certificate and deliver to the general custodian with the transfer case.

\*\*\* BALLOT STATUS ACCOUNTING REPORT \*\*\*

07:14 PM May 22, 2026  
Unit Serial Number: 3024340364  
Machine ID: 40364

Colorado County, Texas  
2026 Primary Runoff Election  
0003 EV Eagle Lake (Branch)  
Election Date: May 26, 2026  
Poll Opened Date: May 18, 2026  
Poll Opened Time: 06:34 AM  
Poll Closed Date: May 22, 2026  
Poll Closed Time: 07:14 PM  
Public Count: 136

Poll Voting Report

Master Accounting:  
Total Blank: 0  
Total Overvote: 0  
Total Undervote: 33

Ballot Counts Per Party

Republican Party 121  
Democratic Party 15  
NONPARTISAN 0

Total Standard Ballot Sheets: 0

Total ExpressVote Cards: 136

-----  
Total Sheets Processed: 136

Ballots for Code 00001-01-01 0  
Ballots for Code 00001-02-01 0  
Ballots for Code 00002-01-01 0  
Ballots for Code 00002-02-01 0  
Ballots for Code 00003-01-01 0  
Ballots for Code 00003-02-01 0  
Ballots for Code 00004-01-01 0  
Ballots for Code 00004-02-01 0  
Ballots for Code 00005-01-01 0  
Ballots for Code 00005-02-01 0  
Ballots for Code 00006-01-01 0  
Ballots for Code 00006-02-01 0  
Ballots for Code 00007-01-01 0  
Ballots for Code 00007-02-01 0  
Ballots for Code 00008-01-01 0  
Ballots for Code 00008-02-01 0  
Ballots for Code 00009-01-01 0  
Ballots for Code 00009-02-01 0  
Ballots for Code 00010-01-01 0  
Ballots for Code 00010-02-01 0  
Ballots for Code 00011-01-01 0  
Ballots for Code 00011-02-01 0

Cards for Style

REP 101 - Columbus/Glidden 1  
DEM 101 - Columbus/Glidden 1  
REP 102 - Rock Island 6  
DEM 102 - Rock Island 0  
REP 103 - Garwood/Nada 1  
DEM 103 - Garwood/Nada 0  
REP 201 - Weimar/Oakland 0  
DEM 201 - Weimar/Oakland 0  
REP 202 - Sheridan 6  
DEM 202 - Sheridan 2  
REP 302 - Frelsburg/Brushy 0  
DEM 302 - Frelsburg/Brushy 0  
REP 303 - Mentz 1  
DEM 303 - Mentz 0  
REP 304 - Bernardo 2  
DEM 304 - Bernardo 0  
REP 305 - N Columbus/Shaws Bend 0  
DEM 305 - N Columbus/Shaws Bend 0  
REP 401 - Alleyton/Altair 0  
DEM 401 - Alleyton/Altair 0  
REP 402 - Eagle Lake 104  
DEM 402 - Eagle Lake 12

*Jim Kramel*

0003 EV Eagle Lake (Branch)  
Unit Serial Number: 3024340364  
Machine ID: 40364

\*\*\* END OF REPORT \*\*\*

Type of Election JOINT PRIMARY RUNOFF	Precinct No. EV MAIN
Date of Election 05/26/26	Authority Conducting Election COLORADO COUNTY

**BALLOT AND SEAL CERTIFICATE**

(To be used when ballots are counted at polling place by precinct ballot counter)

We, the undersigned election officials, do hereby certify that all voted ballots were placed in the transfer case to be transferred to the general custodian of election records.

- 1. Total number of voters who voted, as shown on poll list. 916 ✓
- 2. Total number of ~~thrown out~~ <sup>Resolution</sup> ballots. 2 ✓
- 3. Total number of ballots to be counted by precinct ballot counter.  
(Line 1 minus line 2) 914
- 4. Actual number of ballots counted as shown by precinct ballot counter tape. 918
- 5. Total number of ballots place in transfer case (same as line 1). 914

+ 5 Limited Ballots =  
921

List the identification numbers of the precinct ballot counters used in the precinct.

32068513  
32068514

The serial number of the seal that was used to seal the transfer case was DS 303193711550

Witness my hand this 22 day of May, 2026.

Rexana Strickland \_\_\_\_\_

Signature of Presiding Judge

Watcher (if any)

Patsy Goodwin \_\_\_\_\_

Signature of Election Clerk

Watcher (if any)

**INSTRUCTIONS:**

If there is a difference of more than 3 ballots between line 3 and line 4, the ballots are to be transferred to a central counting station to be counted. DO NOT MAKE OUT THE RETURNS IN THIS CASE. Sign and attach a copy of the tape from the precinct ballot counter to the ballot and seal certificate. Place certificate in the envelope for ballot and seal certificate and deliver to the general custodian with the transfer case.

\*\*\* BALLOT STATUS ACCOUNTING REPORT \*\*\*

07:04 PM May 22, 2026  
Unit Serial Number: 0319371550

Colorado County, Texas  
2026 Primary Runoff Election  
0002 EV Main  
Election Date: May 26, 2026  
Poll Opened Date: May 18, 2026  
Poll Opened Time: 08:34 AM  
Poll Closed Date: May 22, 2026  
Poll Closed Time: 07:03 PM  
Public Count: 914

Poll Voting Report

Master Accounting:  
Total Blank: 0  
Total Overvote: 0  
Total Undervote: 184

Ballot Counts Per Party

Republican Party 848  
Democratic Party 66  
NONPARTISAN 0

Total Standard Ballot Sheets: 0  
Total ExpressVote Cards: 914

Total Sheets Processed: 914

Ballots for Code 0001-01-01 0  
Ballots for Code 0001-02-01 0  
Ballots for Code 0002-01-01 0  
Ballots for Code 0002-02-01 0  
Ballots for Code 0003-01-01 0  
Ballots for Code 0003-02-01 0  
Ballots for Code 0004-01-01 0  
Ballots for Code 0004-02-01 0  
Ballots for Code 0005-01-01 0  
Ballots for Code 0005-02-01 0  
Ballots for Code 0006-01-01 0  
Ballots for Code 0006-02-01 0  
Ballots for Code 0007-01-01 0  
Ballots for Code 0007-02-01 0  
Ballots for Code 0008-01-01 0  
Ballots for Code 0008-02-01 0  
Ballots for Code 0009-01-01 0  
Ballots for Code 0009-02-01 0  
Ballots for Code 0010-01-01 0  
Ballots for Code 0010-02-01 0  
Ballots for Code 0011-01-01 0  
Ballots for Code 0011-02-01 0

Cards for Style

REP 101 - Columbus/Glidden 191  
DEM 101 - Columbus/Glidden 26  
REP 102 - Rock Island 37  
DEM 102 - Rock Island 0  
REP 103 - Garwood/Nada 18  
DEM 103 - Garwood/Nada 0  
REP 201 - Weimar/Oakland 63  
DEM 201 - Weimar/Oakland 6  
REP 202 - Sheridan 38  
DEM 202 - Sheridan 2  
REP 302 - Freisburg/Brushy 120  
DEM 302 - Freisburg/Brushy 10  
REP 303 - Mentz 92  
DEM 303 - Mentz 4  
REP 304 - Bernardo 69  
DEM 304 - Bernardo 1  
REP 305 - N Columbus/Shaws Bend 162  
DEM 305 - N Columbus/Shaws Bend 14  
REP 401 - Alleyton/Altair 43  
DEM 401 - Alleyton/Altair 2  
REP 402 - Eagle Lake 15  
DEM 402 - Eagle Lake 1

0002 EV Main  
Unit Serial Number: 0319371550

\*\*\* END OF REPORT \*\*\*

*[Handwritten Signature]*  
609

Type of Election JOINT PRIMARY RUNOFF	Precinct No. EV WEIMAR
Date of Election 05/26/26	Authority Conducting Election COLORADO COUNTY

### BALLOT AND SEAL CERTIFICATE

(To be used when ballots are counted at polling place by precinct ballot counter)

We, the undersigned election officials, do hereby certify that all voted ballots were placed in the transfer case to be transferred to the general custodian of election records.

1. Total number of voters who voted, as shown on poll list. 271
2. Total number of thrown out ballots. -
3. Total number of ballots to be counted by precinct ballot counter.  
(Line 1 minus line 2) 271
4. Actual number of ballots counted as shown by precinct ballot counter tape. 271
5. Total number of ballots placed in transfer case (same as line 1). 271

List the identification numbers of the precinct ballot counters used in the precinct.

\_\_\_\_\_  
\_\_\_\_\_

The serial number of the seal that was used to seal the transfer case was 32068587  
32068588.

Witness my hand this 22 day of May, 20 26.

Greg Jore \_\_\_\_\_

Signature of Presiding Judge

Watcher (if any)

Ruby B. Gonzalez \_\_\_\_\_

Signature of Election Clerk

Watcher (if any)

#### INSTRUCTIONS:

If there is a difference of more than 3 ballots between line 3 and line 4, the ballots are to be transferred to a central counting station to be counted. DO NOT MAKE OUT THE RETURNS IN THIS CASE. Sign and attach a copy of the tape from the precinct ballot counter to the ballot and seal certificate. Place certificate in the envelope for ballot and seal certificate and deliver to the general custodian with the transfer case.

\*\*\* BALLOT STATUS ACCOUNTING REPORT \*\*\*  
07:01 PM May 22, 2026  
Unit Serial Number: 3024410984  
Machine ID: 10984

Colorado County, Texas  
2026 Primary Runoff Election  
0004 EV Weimar (Branch)  
Election Date: May 26, 2026  
Poll Opened Date: May 18, 2026  
Poll Opened Time: 06:34 AM  
Poll Closed Date: May 22, 2026  
Poll Closed Time: 07:01 PM  
Public Count: 271

Poll Voting Report

Master Accounting:  
Total Blank: 0  
Total Overvote: 0  
Total Undervote: 42

Ballot Counts Per Party

Republican Party 253  
Democratic Party 18  
NONPARTISAN 0

Total Standard Ballot Sheets: 0  
Total ExpressVote Cards: 271

-----  
Total Sheets Processed: 271


Ballots for Code 00001-01-01 0  
Ballots for Code 00001-02-01 0  
Ballots for Code 00002-01-01 0  
Ballots for Code 00002-02-01 0  
Ballots for Code 00003-01-01 0  
Ballots for Code 00003-02-01 0  
Ballots for Code 00004-01-01 0  
Ballots for Code 00004-02-01 0  
Ballots for Code 00005-01-01 0  
Ballots for Code 00005-02-01 0  
Ballots for Code 00006-01-01 0  
Ballots for Code 00006-02-01 0  
Ballots for Code 00007-01-01 0  
Ballots for Code 00007-02-01 0  
-Ballots for Code- 00008-01-01 0  
Ballots for Code 00008-02-01 0  
Ballots for Code 00009-01-01 0  
Ballots for Code 00009-02-01 0  
Ballots for Code 00010-01-01 0  
Ballots for Code 00010-02-01 0  
Ballots for Code 00011-01-01 0  
Ballots for Code 00011-02-01 0

Cards for Style

REP 101- Columbus/Glidden  
0  
DEM 101- Columbus/Glidden  
0  
REP 102 - Rock Island  
0  
DEM 102 - Rock Island  
0  
REP 103 - Garwood/Nada  
0  
DEM 103 - Garwood/Nada  
0  
REP 201 - Weimar/Oakland  
239  
DEM 201 - Weimar/Oakland  
18  
REP 202 - Sheridan  
12  
DEM 202 - Sheridan  
0  
REP 302 - Frelsburg/Brushy  
0  
DEM 302 - Frelsburg/Brushy  
0  
REP 303 - Mentz  
0  
DEM 303 - Mentz  
0  
REP 304 - Bernardo  
1  
DEM 304 - Bernardo  
0  
REP 305 - N Columbus/Shaws Bend  
0  
DEM 305 - N Columbus/Shaws Bend  
0  
REP 401 - Alleyton/Altair  
0  
DEM 401 - Alleyton/Altair  
0  
REP 402 - Eagle Lake  
1  
DEM 402 - Eagle Lake  
0

0004 EV Weimar (Branch)  
Unit Serial Number: 3024410984  
Machine ID: 10984

\*\*\* END OF REPORT \*\*\*





\*\*\* BALLOT STATE ACCOUNTING REPORT \*\*\*

07:00 PM May 26, 2008  
Unit Serial Number: 0003030466  
Machine ID: 40486

Colorado County, Texas  
2008 Primary Runoff Election  
COSE Main County/County Center  
Election Date: May 26, 2008  
Poll Opening Time: 07:00 AM  
Poll Closing Date: May 26, 2008  
Poll Closing Time: 07:00 PM  
Poll Location: 100

Poll Voting Report

Master Accountings:  
Total Sheets: 0  
Total Corrupts: 0  
Total Unprocess: 34

Ballot Sheets Per Party

Number of Party 07  
Number of Party 0  
Number of Party 0

Total Standard Ballot Sheets: 0  
Total Corruptible Corrupt: 32  
Total Sheets Processed: 32

Ballot For Code: 0003-01-01 0  
Ballot For Code: 0003-02-01 0  
Ballot For Code: 0003-03-01 0  
Ballot For Code: 0003-04-01 0  
Ballot For Code: 0003-05-01 0  
Ballot For Code: 0003-06-01 0  
Ballot For Code: 0003-07-01 0  
Ballot For Code: 0003-08-01 0  
Ballot For Code: 0003-09-01 0  
Ballot For Code: 0003-10-01 0  
Ballot For Code: 0003-11-01 0  
Ballot For Code: 0003-12-01 0  
Ballot For Code: 0003-13-01 0  
Ballot For Code: 0003-14-01 0  
Ballot For Code: 0003-15-01 0  
Ballot For Code: 0003-16-01 0  
Ballot For Code: 0003-17-01 0  
Ballot For Code: 0003-18-01 0  
Ballot For Code: 0003-19-01 0  
Ballot For Code: 0003-20-01 0

Code For State  
REP 001 - Colorado/1000  
SEN 001 - Colorado/1000  
REP 002 - New York  
SEN 002 - New York  
REP 003 - Maryland/1000  
SEN 003 - Maryland/1000  
REP 004 - Michigan/1000  
SEN 004 - Michigan/1000  
REP 005 - Ohio/1000  
SEN 005 - Ohio/1000  
REP 006 - Pennsylvania/1000  
SEN 006 - Pennsylvania/1000  
REP 007 - Virginia/1000  
SEN 007 - Virginia/1000  
REP 008 - West Virginia/1000  
SEN 008 - West Virginia/1000  
REP 009 - Wisconsin/1000  
SEN 009 - Wisconsin/1000  
REP 010 - Minnesota/1000  
SEN 010 - Minnesota/1000  
REP 011 - Illinois/1000  
SEN 011 - Illinois/1000  
REP 012 - Indiana/1000  
SEN 012 - Indiana/1000  
REP 013 - Missouri/1000  
SEN 013 - Missouri/1000  
REP 014 - Kentucky/1000  
SEN 014 - Kentucky/1000  
REP 015 - Tennessee/1000  
SEN 015 - Tennessee/1000  
REP 016 - Mississippi/1000  
SEN 016 - Mississippi/1000  
REP 017 - Alabama/1000  
SEN 017 - Alabama/1000  
REP 018 - Georgia/1000  
SEN 018 - Georgia/1000  
REP 019 - Florida/1000  
SEN 019 - Florida/1000

COSE Main County/County Center  
Unit Serial Number: 0003030466  
Machine ID: 40486

\*\*\* END OF REPORT \*\*\*

\*\*\* VOTING REPORT \*\*\*

07:00 PM May 26, 2008  
Unit Serial Number: 0003030466  
Machine ID: 40486

Colorado County, Texas  
2008 Primary Runoff Election  
COSE Main County/County Center  
Election Date: May 26, 2008  
Poll Opening Time: 07:00 AM  
Poll Closing Date: May 26, 2008  
Poll Closing Time: 07:00 PM  
Poll Location: 100

Proposed Count: 755  
Poll Voting Report  
Total Standard Ballot Sheets: 0  
Total Corruptible Corrupt: 32  
Total Sheets Processed: 32

REP 001 - Colorado  
Number to Vote For: 1  
Ken Patten 76  
John Corbin 2  
REP Attorney General  
Number to Vote For: 1  
Hugo Rodriguez 56  
Chris Roy 42  
REP Ballot Commission  
Number to Vote For: 1  
John W. Lutz 68  
R. C. French 42  
REP JUDGE, CL of Dist. No. 1  
Number to Vote For: 1  
A. Lynn Fox 41  
Thomas Smith 36  
REP JUDGE, 1st CL of Dist. No. 1  
Number to Vote For: 1  
Tom Brinkman 40  
Zach Gibson 29  
SEN Lieutenant Governor  
Number to Vote For: 1  
Hector Salinas 2  
Yvonne Goodwin 3  
REP Attorney General  
Number to Vote For: 1  
John W. Lutz 3  
Hector Salinas 2  
SEN JUDGE, 1st CL of Dist. No. 1  
Number to Vote For: 1  
William Goodwin 4  
Richard Adams 1

WE, THE UNDERSIGNED, SO SOLEMNLY CERTIFY THAT THE ABOVE IS A TRUE AND ACCURATE ACCOUNT OF ALL BALLOTS COUNTED AND HELD IN ACCORDANCE WITH THE LAWS OF THE STATE.

PROTESTING COUNT  
A. L. JAMES

COSE Main County/County Center  
Unit Serial Number: 0003030466  
Machine ID: 40486

\*\*\* END OF REPORT \*\*\*

\*\*\* VOTING REPORT \*\*\*

07:00 PM May 26, 2008  
Unit Serial Number: 0003030466  
Machine ID: 40486

Colorado County, Texas  
2008 Primary Runoff Election  
COSE Main County/County Center  
Election Date: May 26, 2008  
Poll Opening Time: 07:00 AM  
Poll Closing Date: May 26, 2008  
Poll Closing Time: 07:00 PM  
Poll Location: 100

Proposed Count: 755  
Poll Voting Report  
Total Standard Ballot Sheets: 0  
Total Corruptible Corrupt: 32  
Total Sheets Processed: 32

REP 001 - Colorado  
Number to Vote For: 1  
Ken Patten 76  
John Corbin 2  
REP Attorney General  
Number to Vote For: 1  
Hugo Rodriguez 56  
Chris Roy 42  
REP Ballot Commission  
Number to Vote For: 1  
John W. Lutz 68  
R. C. French 42  
REP JUDGE, CL of Dist. No. 1  
Number to Vote For: 1  
A. Lynn Fox 41  
Thomas Smith 36  
REP JUDGE, 1st CL of Dist. No. 1  
Number to Vote For: 1  
Tom Brinkman 40  
Zach Gibson 29  
SEN Lieutenant Governor  
Number to Vote For: 1  
Hector Salinas 2  
Yvonne Goodwin 3  
REP Attorney General  
Number to Vote For: 1  
John W. Lutz 3  
Hector Salinas 2  
SEN JUDGE, 1st CL of Dist. No. 1  
Number to Vote For: 1  
William Goodwin 4  
Richard Adams 1



STATE OF TEXAS  
COMMISSION ON STATE GOVERNMENT

OFFICE OF THE CLERK  
1000 WEST 11TH STREET, SUITE 1000  
AUSTIN, TEXAS 78701-1000  
TEL: 512/463-1000 FAX: 512/463-1001  
WWW.CSG.TX.GOV

Meeting Date: 03/20/2007  
Meeting Time: 10:00 AM  
Meeting Location: 1000 West 11th Street, Suite 1000, Austin, Texas 78701-1000

Meeting Title: 2007 Regular Session  
Meeting Type: Regular

Meeting Order: 1

Meeting Order: 2

Meeting Order: 3

Meeting Order: 4

Meeting Order: 5

Meeting Order: 6

Meeting Order: 7

Meeting Order: 8

Meeting Order: 9

Meeting Order: 10

Meeting Order: 11

Meeting Order: 12

Meeting Order: 13

Meeting Order: 14

Meeting Order: 15

Meeting Order: 16

Meeting Order: 17

Meeting Order: 18

Meeting Order: 19

Meeting Order: 20

Meeting Order: 21

Meeting Order: 22

Meeting Order: 23

Meeting Order: 24

Meeting Order: 25

Meeting Order: 26

Meeting Order: 27

Meeting Order: 28

Meeting Order: 29

Meeting Order: 30

Meeting Order: 31

Meeting Order: 32

Meeting Order: 33

Meeting Order: 34

Meeting Order: 35

Meeting Order: 36

Meeting Order: 37

Meeting Order: 38

Meeting Order: 39

Meeting Order: 40

Meeting Order: 41

Meeting Order: 42

Meeting Order: 43

Meeting Order: 44

Meeting Order: 45

Meeting Order: 46

Meeting Order: 47

Meeting Order: 48

Meeting Order: 49

Meeting Order: 50

Meeting Order: 51

Meeting Order: 52

Meeting Order: 53

Meeting Order: 54

Meeting Order: 55

Meeting Order: 56

Meeting Order: 57

Meeting Order: 58

Meeting Order: 59

Meeting Order: 60

Type of Election JOINT PRIMARY RUNOFF	Precinct No. WEIMAR
Date of Election 05/26/26	Authority Conducting Election COLORADO COUNTY

**BALLOT AND SEAL CERTIFICATE**

(To be used when ballots are counted at polling place by precinct ballot counter)

We, the undersigned election officials, do hereby certify that all voted ballots were placed in the transfer case to be transferred to the general custodian of election records.

- 1. Total number of voters who voted, as shown on poll list. 212
- 2. Total number of thrown out ballots. —
- 3. Total number of ballots to be counted by precinct ballot counter.  
(Line 1 minus line 2) 212
- 4. Actual number of ballots counted as shown by precinct ballot counter tape. 212
- 5. Total number of ballots placed in transfer case (same as line 1). 212

List the identification numbers of the precinct ballot counters used in the precinct.

DS0319371654 \_\_\_\_\_

The serial number of the seal that was used to seal the transfer case was 32068685  
32068686

Witness my hand this 26 day of May, 2026.

Greg Fore \_\_\_\_\_

Signature of Presiding Judge

Watcher (if any)

Michelle \_\_\_\_\_

Signature of Election Clerk

Watcher (if any)

**INSTRUCTIONS:**

If there is a difference of more than 3 ballots between line 3 and line 4, the ballots are to be transferred to a central counting station to be counted. DO NOT MAKE OUT THE RETURNS IN THIS CASE. Sign and attach a copy of the tape from the precinct ballot counter to the ballot and seal certificate. Place certificate in the envelope for ballot and seal certificate and deliver to the general custodian with the transfer case.



Type of Election JOINT PRIMARY RUNOFF	Precinct No. EAGLE LAKE
Date of Election 05/26/26	Authority Conducting Election COLORADO COUNTY

### BALLOT AND SEAL CERTIFICATE

(To be used when ballots are counted at polling place by precinct ballot counter)

We, the undersigned election officials, do hereby certify that all voted ballots were placed in the transfer case to be transferred to the general custodian of election records.

1. Total number of voters who voted, as shown on poll list. 96
2. Total number of thrown out ballots. 0
3. Total number of ballots to be counted by precinct ballot counter.  
(Line 1 minus line 2) 96
4. Actual number of ballots counted as shown by precinct ballot counter tape. 96
5. Total number of ballots placed in transfer case (same as line 1). 96

List the identification numbers of the precinct ballot counters used in the precinct.

DS 3022420890 \_\_\_\_\_

\_\_\_\_\_

The serial number of the seal that was used to seal the transfer case was 320686890 & 32068690

Witness my hand this 26<sup>th</sup> day of May, 20 26.

Shir Krenak \_\_\_\_\_

Signature of Presiding Judge

Watcher (if any)

\_\_\_\_\_

Signature of Election Clerk

Watcher (if any)

#### INSTRUCTIONS:

If there is a difference of more than 3 ballots between line 3 and line 4, the ballots are to be transferred to a central counting station to be counted. DO NOT MAKE OUT THE RETURNS IN THIS CASE. Sign and attach a copy of the tape from the precinct ballot counter to the ballot and seal certificate. Place certificate in the envelope for ballot and seal certificate and deliver to the general custodian with the transfer case.

\*\*\* BALLOT STATUS ACCOUNTING REPORT \*\*\*

07:03 PM May 26, 2020
Unit Serial Number: 302020090
Machine ID: 20590
Colorado County, Texas
2020 Primary Runoff Election
0009 Eagle Lake Community Center
Election Date: May 26, 2020
Poll Opened Date: May 26, 2020
Poll Opened Time: 06:30 AM
Poll Closed Date: May 26, 2020
Poll Closed Time: 07:03 PM
Public Count: 96

Poll Voting Report

Master Account:
Total Rows: 0
Total Overvotes: 0
Total Invalids: 16

Ballot Counts Per Party

Republican Party 77
Democratic Party 19
NONPARTISAN 0

Total Standard Ballot Sheets: 0
Total Expressible Cards: 96
Total Sheets Processed: 96

Ballots for Code 00001-01-01 0
Ballots for Code 00001-02-01 0
Ballots for Code 00002-01-01 0
Ballots for Code 00002-02-01 0
Ballots for Code 00003-01-01 0
Ballots for Code 00003-02-01 0
Ballots for Code 00004-01-01 0
Ballots for Code 00004-02-01 0
Ballots for Code 00005-01-01 0
Ballots for Code 00005-02-01 0
Ballots for Code 00006-01-01 0
Ballots for Code 00006-02-01 0
Ballots for Code 00007-01-01 0
Ballots for Code 00007-02-01 0
Ballots for Code 00008-01-01 0
Ballots for Code 00008-02-01 0
Ballots for Code 00009-01-01 0
Ballots for Code 00009-02-01 0
Ballots for Code 00010-01-01 0
Ballots for Code 00010-02-01 0
Ballots for Code 00011-01-01 0
Ballots for Code 00011-02-01 0

Cards for Style

REP 101 - Combs/Gibson 1
DEM 101 - Combs/Gibson 0
REP 102 - Bask Island 3
DEM 102 - Bask Island 0
REP 103 - Garwood/Hess 0
DEM 103 - Garwood/Hess 0
REP 201 - Miller/Walton 0
DEM 201 - Miller/Walton 0
REP 202 - Sheridan 2
DEM 202 - Sheridan 0
REP 300 - Freiburg/Brady 0
DEM 300 - Freiburg/Brady 0
REP 303 - Metz 0
DEM 303 - Metz 0
REP 304 - Berryards 0
DEM 304 - Berryards 0
REP 306 - N Combs/Shaw-Bent 0
DEM 306 - N Combs/Shaw-Bent 0
REP 401 - Altepeter/Altair 3
DEM 401 - Altepeter/Altair 1
REP 402 - Eagle Lake 66
DEM 402 - Eagle Lake 30

0009 Eagle Lake Community Center
Unit Serial Number: 302020090
Machine ID: 20590

\*\*\* END OF REPORT \*\*\*

\*\*\*\*\*

\*\*\* VOTING RESULTS REPORT \*\*\*

07:03 PM May 26, 2020
Unit Serial Number: 302020090
Machine ID: 20590
Colorado County, Texas
2020 Primary Runoff Election
0009 Eagle Lake Community Center
Election Date: May 26, 2020
Poll Opened Date: May 26, 2020
Poll Opened Time: 06:30 AM
Poll Closed Date: May 26, 2020
Poll Closed Time: 07:03 PM
Public Count: 96

Protected Count: 664

Poll Voting Report

Total Standard Ballot Sheets: 0
Total Expressible Cards: 96
Total Sheets Processed: 96

REP US Senator

Number to Vote For: 1

Ken Paxton 57
John Cornyn 39

REP Attorney General

Number to Vote For: 1

Mark Mitchell 43
Chris Jay 53

REP Railroad Commissioner

Number to Vote For: 1

Jim Light 41
Bo French 55

REP Judge, 1st Cl. of Crim App, PI 3

Number to Vote For: 1

Allison Fox 29
Thomas Smith 67

REP Justice, 1st Cl. of App Dist., PI 3

Number to Vote For: 1

Todd Frankfurt 32
Zach Gibson 64

DEM Lieutenant Governor

Number to Vote For: 1

Merion Dallas Vetter 7
Vikki Stuckin 19

DEM Attorney General

Number to Vote For: 1

Joe Swank 7
Nathan Johnson 19

DEM Justice, 1st Cl. of App Dist., PI 7

Number to Vote For: 1

William Oswald 8
Michael Adams-Huerta 11

WE, THE UNDERSIGNED, DO HEREBY CERTIFY

THAT THE ABOVE RESULTS ARE A TRUE AND

ACCURATE ACCOUNT OF ALL BALLOTS COUNTED

AND THAT ALL COUNTING WAS DONE IN

THE PRESENCE OF THE PUBLIC AND THAT THE

RESULTS ARE ACCORDANT WITH THE LAWS OF

THE STATE.

[Signature]

[Signature]

ATL Judge

0009 Eagle Lake Community Center

Unit Serial Number: 302020090

Machine ID: 20590

\*\*\* END OF REPORT \*\*\*

\*\*\*\*\*

Type of Election JOINT PRIMARY RUNOFF	Precinct No. MAIN -- <u>Columbus</u>
Date of Election 05/26/26	Authority Conducting Election COLORADO COUNTY

**BALLOT AND SEAL CERTIFICATE**

(To be used when ballots are counted at polling place by precinct ballot counter)

We, the undersigned election officials, do hereby certify that all voted ballots were placed in the transfer case to be transferred to the general custodian of election records.

1. Total number of voters who voted, as shown on poll list.

368 / 2<sup>P</sup>  
7 / 12<sup>S</sup> / 1<sup>MA</sup>

2. Total number of thrown out ballots.

3. Total number of ballots to be counted by precinct ballot counter.  
 (Line 1 minus line 2)

368

4. Actual number of ballots counted as shown by precinct ballot counter tape.

368

5. Total number of ballots place in transfer case (same as line 1).

368 / 2

List the identification numbers of the precinct ballot counters used in the precinct.

\_\_\_\_\_  
 \_\_\_\_\_

The serial number of the seal that was used to seal the transfer case was 32008681 / 32068682

Witness my hand this 26 day of May, 2026.

[Signature]  
 \_\_\_\_\_

Signature of Presiding Judge

Watcher (if any)

[Signature] 5-26-2026  
 \_\_\_\_\_

Signature of Election Clerk

Watcher (if any)

**INSTRUCTIONS:**

If there is a difference of more than 3 ballots between line 3 and line 4, the ballots are to be transferred to a central counting station to be counted. DO NOT MAKE OUT THE RETURNS IN THIS CASE. Sign and attach a copy of the tape from the precinct ballot counter to the ballot and seal certificate. Place certificate in the envelope for ballot and seal certificate and deliver to the general custodian with the transfer case.

